

TECHNICAL DATA SHEET

VALSIR® FLUSHING SYSTEMS

ARIAPUR100LED



valsir®
QUALITY FOR PLUMBING

ARIAPUR100LED

Characteristics of ARIAPUR100Led

Technical data

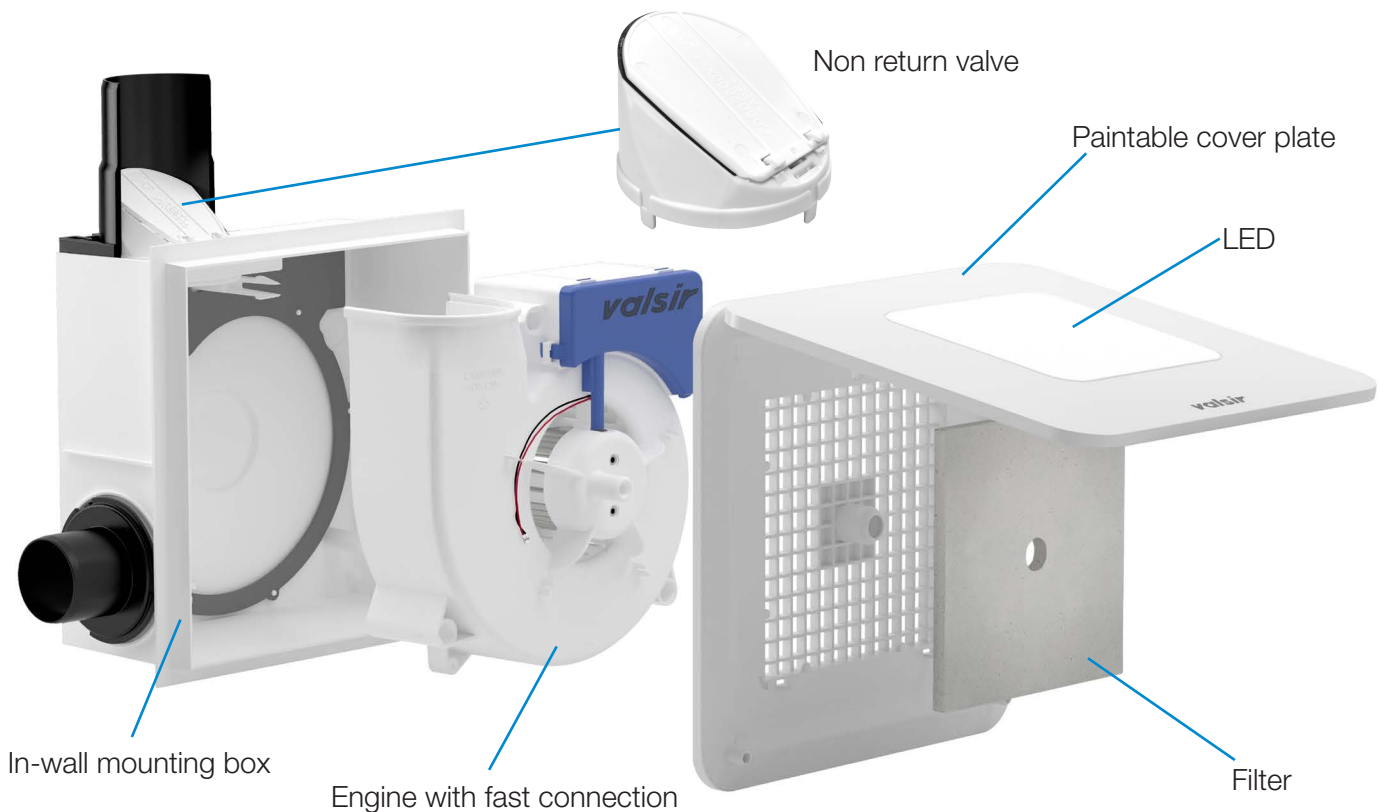
	Min. speed	Max. speed
Potential difference	220 V	
Frequency	50 Hz	
Power supply	12 W	20 W
Waterproof rating	IP x 5	
Lamp power	12 W	
Inlet diameter	50 mm	
Outlet diameter	75 mm / 80 mm	

Performance data

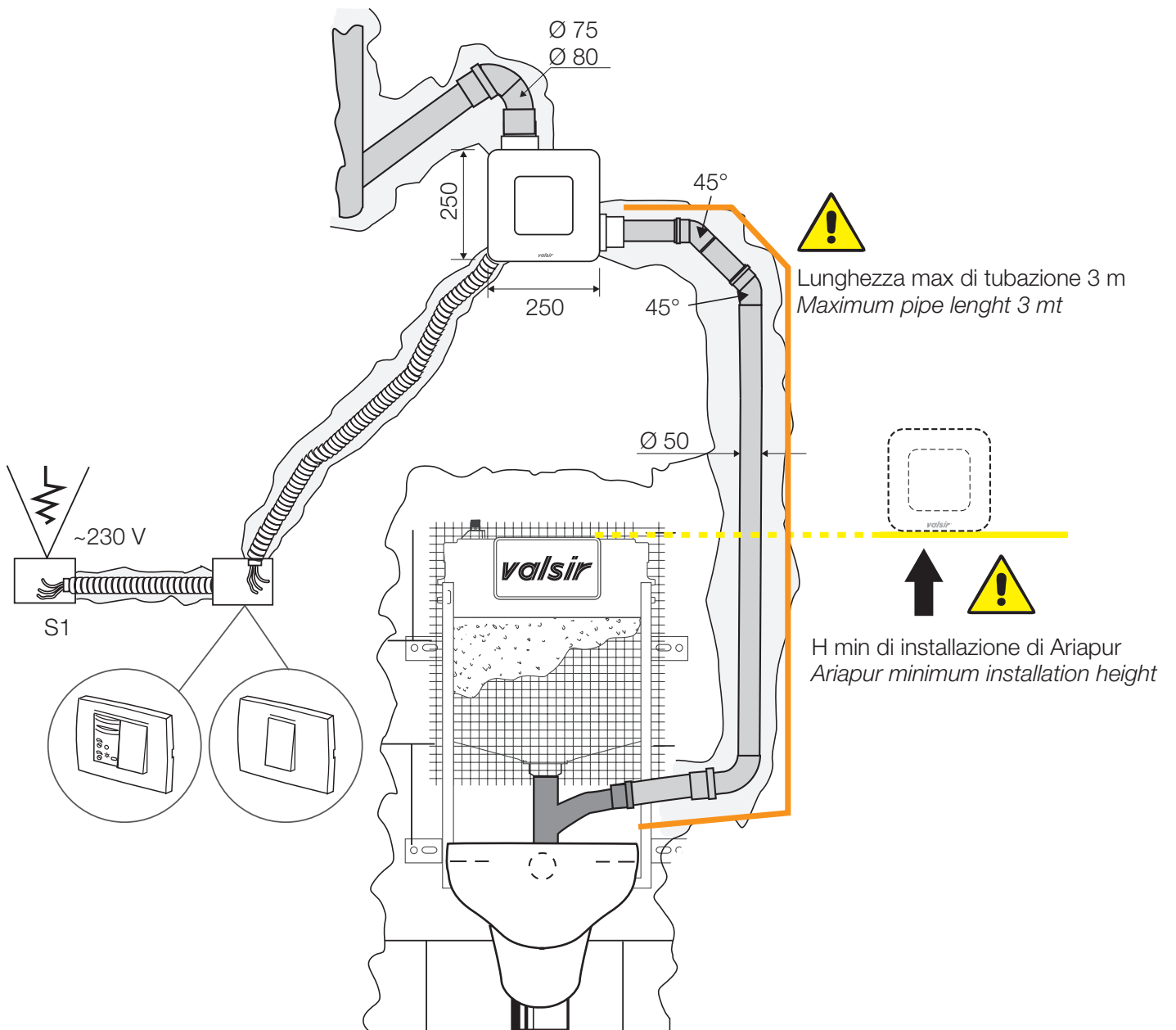
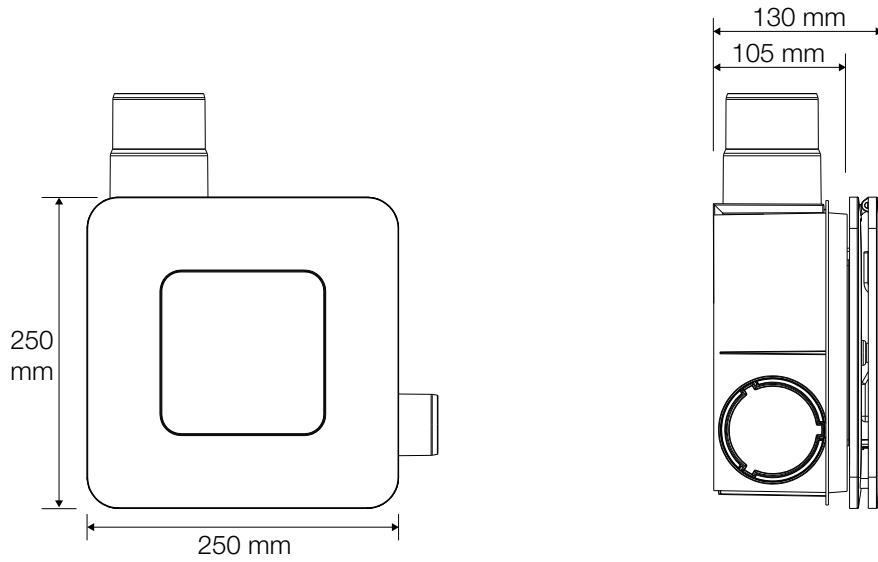
Noise level at 3 m. distance	34 dB(A)	38 dB(A)
Air flow rate	85 m ³ /h	100 m ³ /h
Max negative pressure	149 Pa	175 Pa

Compatibility

In-wall Valsir cisterns	Tropea S, Winner S
-------------------------	--------------------



Size:

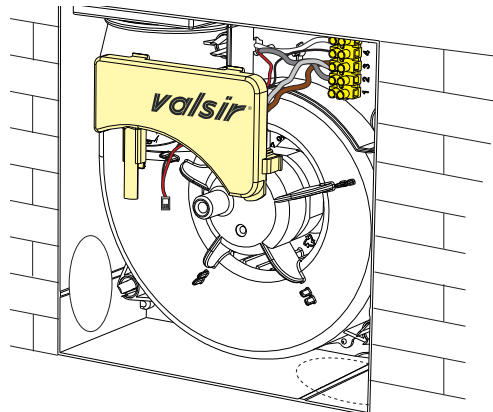
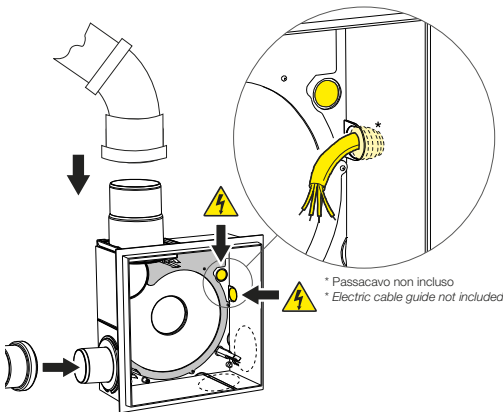


ASSEMBLY:

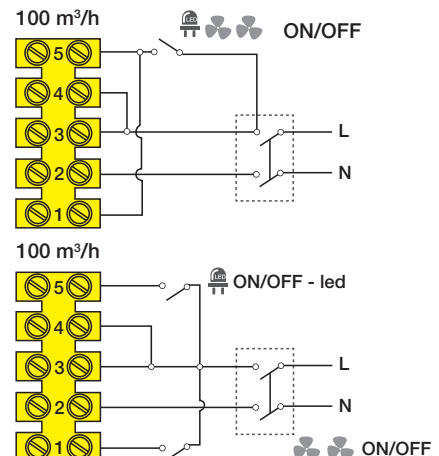
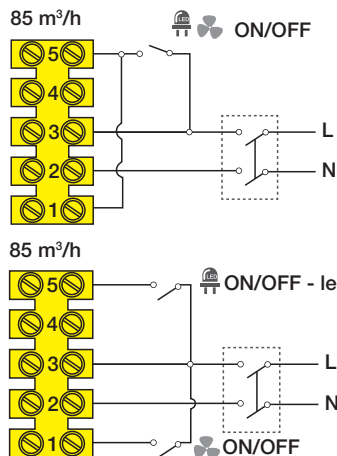
Positioning of the non-return valve.

<p>Discharge upwards or ceiling installation.</p>	<p>Discharge direction to the right.</p>	<p>Discharge direction to the left.</p>	<p>Discharge direction to the back.</p>
<p>Lateral connection for false ceiling installation</p>	<p>Upward connection for false ceiling installation</p>		

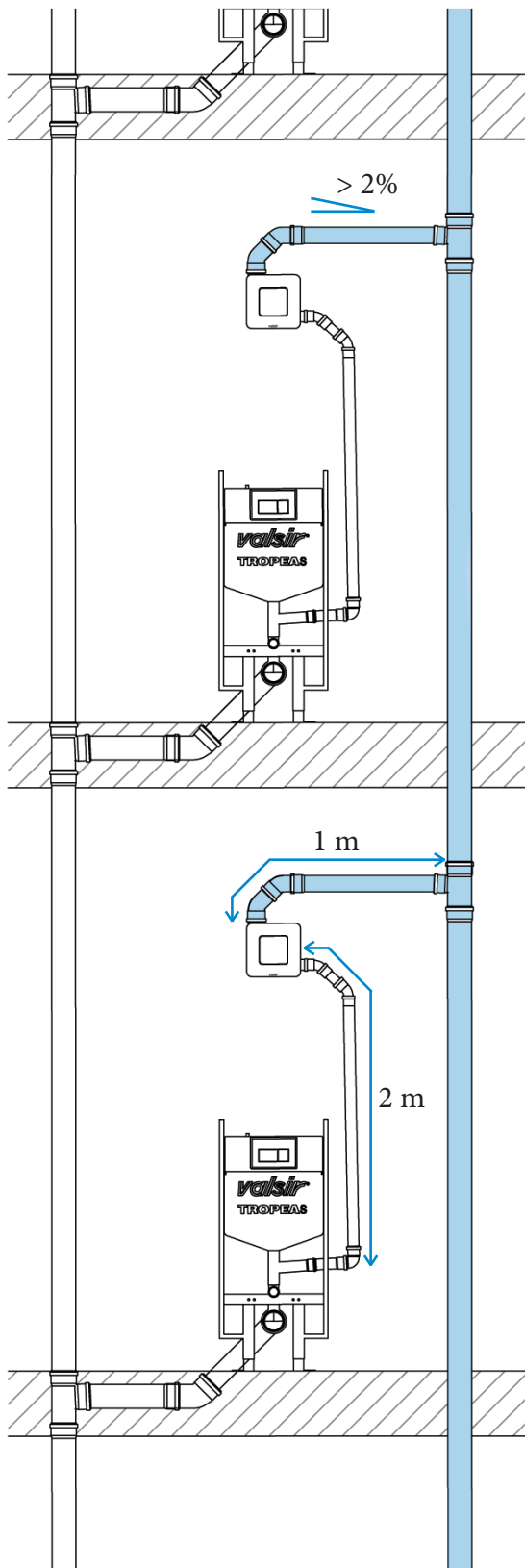
Electric wiring.



! THE ELECTRICAL WIRING MUST BE CARRIED OUT ONLY BY HIGHLY QUALIFIED PERSONNEL



Sizing of the dedicated ventilation stack of ARIAPUR100Led



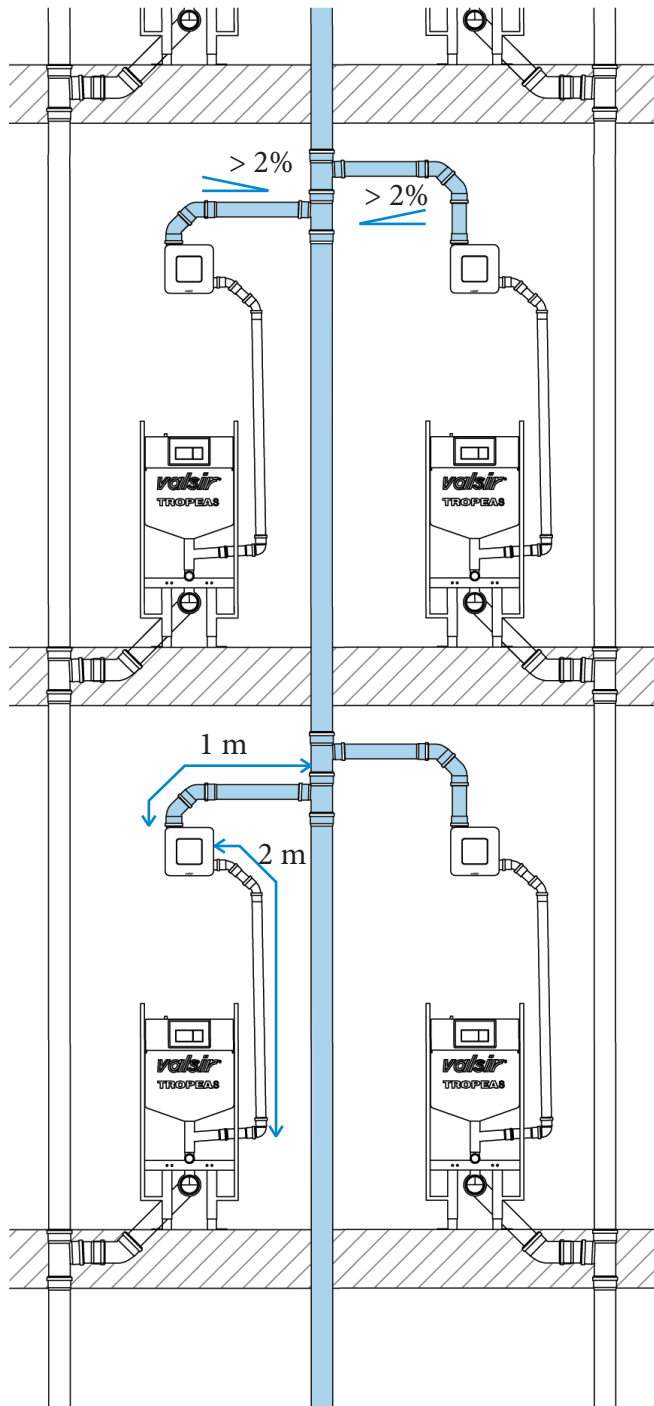
Configuration with 1 Ariapur100Led for each floor *

Number of floors	Ariapur ventilation stack diameter [mm]
1	75
2	75
3	75
4	90
5	90
6	110
7	110
8	125
9	160
10	160
11	160
12	160
13	200
14	200
15	200
16	200
17	200
18	200
19	200
20	250
21	250
22	250
23	250
24	250
25	250
26	250
from 27 to 38	315
from 39 to 56	400
from 57 to 76	500

** The diameter of the connection branch between Ariapur100Led and column is D= 75 mm, nr 2 45° bends and the branch of connection to the stack are considered in the connection. The admissible flow rate of the most disadvantaged device is 75 m³/h and the air speed limit in the system is 10 m/s. The characteristics of pressure drop of the pipes are referred to the Valsir waste systems.

Sizing of the dedicated ventilation stack of ARIAPUR100Led

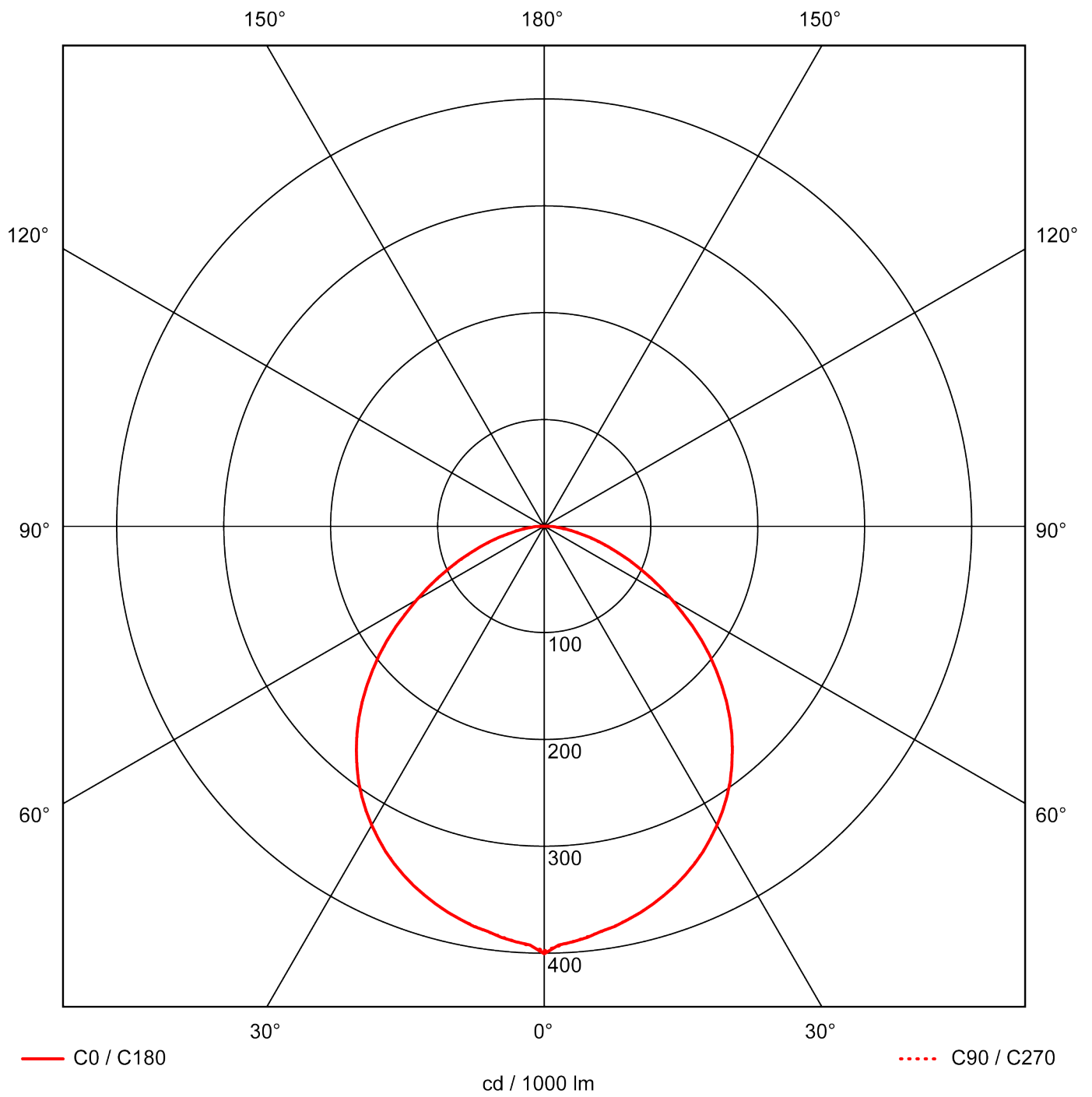
Configuration with 2 Ariapur100Led for each floor **



Number of floors	Ariapur ventilation stack diameter [mm]
1	90
2	90
3	110
4	110
5	125
6	160
7	160
8	160
9	200
10	200
11	200
12	250
13	250
14	250
15	250
16	250
17	315
18	315
19	315
20	315
21	315
22	315
23	315
24	315
from 25 to 35	400
from 36 to 48	500

** The diameter of the connection branch between Ariapur100Led and column is D= 75 mm, nr 2 45° bends and the branch of connection to the stack are considered in the connection. The admissible flow rate of the most disadvantaged device is 75 m³/h and the air speed limit in the system is 10 m/s. The characteristics of pressure drop of the pipes are referred to the Valsir waste systems.

Lighting diagram



PLUMBING

WASTE SYSTEMS



SUPPLY SYSTEMS



GAS SYSTEMS



FLUSH SYSTEMS



BATHROOM SYSTEMS



TRAPS



RADIANT SYSTEMS



DRAINAGE SYSTEMS



HRV SYSTEM



ACADEMY



SEWER SYSTEMS



WATER TREATMENT



BUILDING

valsir[®]
QUALITY FOR PLUMBING

VALSIR S.p.A.
Località Merlaro, 2
25078 Vestone (BS) - Italy
Tel. +39 0365 877.011
Fax +39 0365 81.268
e-mail: valsir@valsir.it

www.valsir.com

Soggetta all'attività di direzione e coordinamento ex art. 2497 bis C.C. da parte di Silmar Group S.p.A. - Codice Fiscale 02075160172

T02-31311 - Settembre 2019